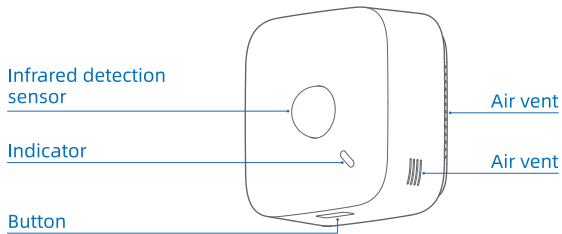


Introduction

- Package List: Motion Sensor MS1/MS1P (×1)
Micro USB cable (×1) Screw (×2) User Guide (×1)
Pluggable Terminal Block Connector (MS1P) (×1)
- Product Function: monitor the movement of people or animals



Technical Specifications

Product: UbiBot Motion Sensor MS1/MS1P

Detection distance: 12 meters

Detection angle: vertical 40 degrees, horizontal 105 degrees

Power supply: Micro USB/POE power supply */AC power supply *

Operating temperature MS1: -10 °C to 50 °C, Non-condensing

Operating humidity MS1: ≤90% RH, Non-condensing

Operating temperature MS1P: 0 °C to 50 °C

Operating humidity MS1P: ≤70% RH

Operation system: Android/iOS

Network: 2.4GHz WiFi/RJ45 Ethernet *

Wireless standard: IEEE 802.11b/g/n

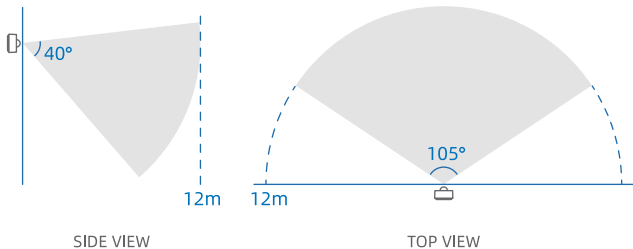
POE standard: IEEE 802.3-2005 *

Bluetooth: BT4.2, Classic BT&BLE supported

* Text marked with asterisk means the feature depends on the specific model purchased.

Detection Range

Our product uses the pyroelectric infrared sensor, which is featured with a detection distance of up to 12 meters, 40 degrees in vertical direction, and 105 degrees in horizontal direction.



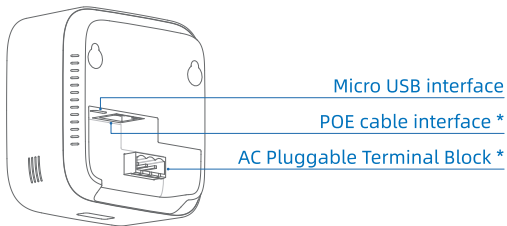
Indicator Status & Operations

Power on and off: The device will switch on automatically when power is supplied, and shut down automatically when power is off.

- When the indicator flashes green, it means there is movement detected.
 - When no movement is detected, the indicator goes off.
 - When the indicator flashes alternately red and blue, it means the device is in the setup mode.
 - When the indicator is constantly cyan for 5 seconds, the device is resetting to default settings
 - When the indicator is constantly red, it means there are network errors.
 - When the indicator flashes red, it means there are hardware errors.
-
- ⌚ Press and hold the button for 5 seconds to enter the setup mode.
 - ⌚ Under “setup mode”, press the button three times in quick succession to reset the device.

Power Supply

- **Power supply:** Micro USB (5V, 2A)
POE power supply * (7W)
AC power supply * (110V-240V AC, 50/60Hz)



* Text marked with asterisk means the feature depends on the specific model purchased.

APP Installation

Option 1:

Download the App from www.ubibot.com/setup

Option 2:

Search for "UbiBot" on the App Store or Google Play.



Network Setup

STEP 1.


Launch the App, register if needed, and log in. Tap "+" to add a device. Scan the QR code on the device or manually enter the serial number.

STEP 2.

Enter the WiFi setup mode: In the ON state, press and hold the button for 5 seconds until the indicator flashes alternately red and blue.

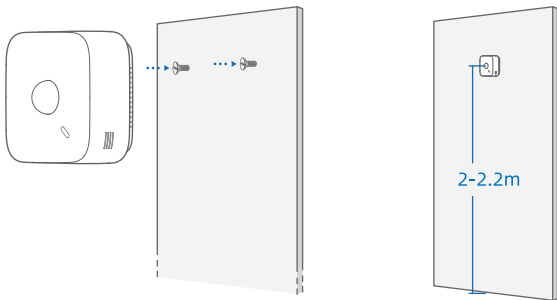
STEP 3.

Turn on your phone's Bluetooth first. According to the prompt in the APP, fill in the current WiFi password and tap "Next Step". After the progress bar is completed, the setup finishes.

-  If the setup fails, make sure that the indicator flashes alternately red and blue. Make sure that the WiFi is 2.4GHz and the password is entered correctly.

Device Installation

This product is a wall-mounted type, and the best performance can be achieved when the deployment position is 2 to 2.2 meters high, measured from the floor.



Notes

For better monitoring results, please pay attention to the following when deploying the device:

- Do not face glass doors and windows;
- Avoid facing large objects that are prone to swinging, such as trees and tall shrubs;
- Should not be opposite to any hot or cold vents or sources;
- Keep away from air conditioners, refrigerators, stoves, and all places where air temperature can easily fluctuate.



Warranty Information

This device is warranted to be free of defects in materials and workmanship for a period of up to one year from the original purchase date.

The following situations are not covered by the warranty:

- ① Issues arising after the warranty period has ended.
- ② Malfunction or damage caused by improper handling or not operating the device according to the instructions.
- ③ Damage occurring from operating the device outside the recommended temperature and humidity range, damage from contact with water (including uncontrolled water intrusion, e.g., water vapour and other water-related causes), damage from applying excessive force to the device or any cables and connectors.
- ④ Natural wear and aging of materials.
- ⑤ Failure or damage caused by unauthorized removal of the product.
- ⑥ Failure or damage caused by force majeure.
- ⑦ Other faults or damage not caused by product design, technology, manufacturing, quality, etc.