

## EA630 Single Slot Cradle



### Quick Start Guide

V 1.1




#### Package

Please make sure the following contents are in the gift box.

If something is missing or damaged, please contact your unitech representative.

#### The basic package contents

- EA630 Single Slot Cradle ( with Detachable Part )
- 5V/3A adapter with US/EU/UK plugs

■ EA630 Single Slot Cradle	
<b>EA630 1-Slot Charging</b> Cradle w/ spare battery slot	
<b>EA630 1-Slot USB Cradle</b> w/ spare battery slot	
<b>EA630 1-Slot Ethernet</b> Cradle w/ spare battery slot	 * The type-C hole is for the display port, not for USB client.

#### How to use EA630 single slot cradle

There are two ways to charge the EA630 terminal :

- You can directly charge EA630 without the boot case on and slide it into the cradle.
- To charge EA630 with the boot case on, please remove this detachable part from the cradle before charging.

Here is the detachable part :




#### LED Indicator Status

<b>When the cradle is under standby mode:</b>	
Blue LED	Power is on
<b>When battery is charging:</b>	
Red LED	Battery is being charged in rear slot
Blue LED	Battery charging is completed
<b>When EA630 is inserted in the cradle, the LED indicator on the cradle will not be changed. The charging status is indicated by the LED of EA630:</b>	
Red LED	EA630 is being charged
Green LED	EA630 charging is completed

### How to remove the detachable part

There are two hooks on each side of the cradle.

Insert your thumb tip from this direction as shown in the photo, grab the edge and slightly pull the detachable part apart from both sides to get it unhooked from the cradle.



### EA630 single slot cradle part numbers information

P/N	Models	Description
5000-900072G	EA630 1-Slot Charging Cradle w/ spare battery slot	<ul style="list-style-type: none"> <li>■ Charging terminal via DC jack</li> </ul>
5000-900070G	EA630 1-Slot USB Cradle w/ spare battery slot	<ul style="list-style-type: none"> <li>■ Charging terminal via DC jack</li> <li>■ Data transfer by USB type C between terminal and PC</li> </ul>
5000-900071G	EA630 1-Slot Ethernet Cradle w/ spare battery slot	<ul style="list-style-type: none"> <li>■ Charging terminal via DC jack</li> <li>■ Data transfer by Ethernet (RJ45) or USB host (2.0)</li> <li>■ Display Port via USB type C (DP only)</li> </ul>

- CAUTION!**
- To ensure the unit working properly, please keep all connectors away from the contaminants staying inside of them such as dust, grease, mud, and water. The negligence may cause the unit with no communication, short circuited, overheated and so on.
  - If the connector is damaged, please ensure the connector is being fully repaired before using the unit to avoid causing short circuited.

<http://www.ute.com/>