

## Wireless 500 VAC/VDC Voltage Meter

### General Description

The Wireless 500 VAC/VDC Voltage Meter is an analog measuring device that reports the measured voltage on user specified intervals. The sensor has three operating modes, in which you can obtain the voltage measurement in VACrms (root mean squared), the peak voltage, or the DC voltage. The modes can be set by the user; the default mode measures VACrms.

- Wireless interface for measuring voltage.
- Measures voltage up to 500 VAC/VDC



Online wireless sensor monitoring and notification system to configure sensors, view data and set alerts via SMS text and email.

### Principle of Operation

By connecting the leads on the Wireless 500 VAC/ VDC Voltage Meter to the hot(black) and neutral(white) terminals of another device, battery sensor, or power system it can measure the voltage and send data to the Online Sensor Monitoring and Notification System. The data is stored in the online system and can be reviewed and exported as a data sheet or graph. Notifications can be set up in the online system to alert the user when certain thresholds have been met or exceeded.

### Example Applications

- Power Lines
- Machinery
- Electrical Motors
- Generators

And many more...

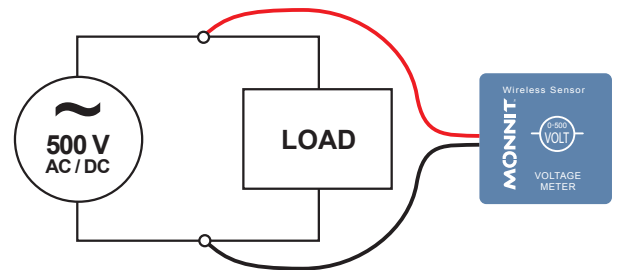
### Sensor Core Specifications

- Wireless Range: 250 - 300 ft. (non-line-of-sight / indoors / through walls, ceilings & floors) \*
- RF Communication: 900, 920, 868 and 433 MHz
- Power: Replaceable batteries (optimized for long battery life) Line-power options available
- Battery Life (at 1 hour heartbeat setting): \*\*  
AA battery > 4-8 years

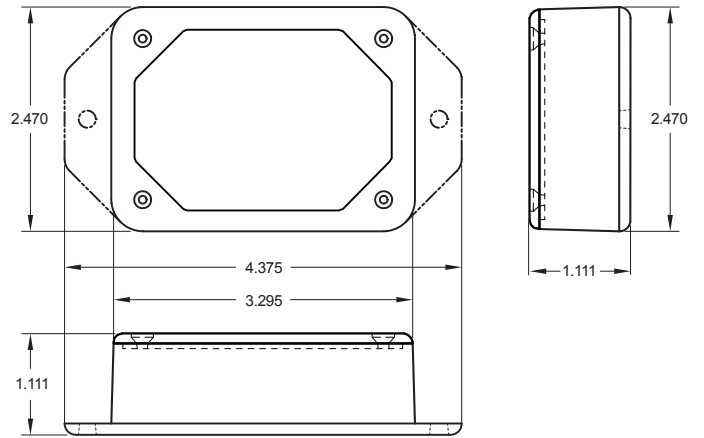
- \* Actual range may vary depending on environment.  
\*\* Battery life is determined by sensor reporting frequency and other variables.

### Proper Installation

If the sensor is not connected to the power source properly, it will appear that the sensor is broken. Please follow this wiring diagram to ensure proper performance and detection.



# Wireless 500 VAC/VDC Voltage Meter (AA)



## Technical Specifications

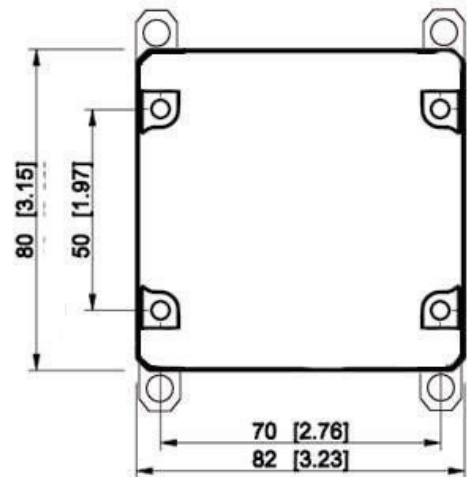
Supply Voltage	2.0 - 3.6 VDC (3.0 - 3.6 VDC Using Power Supply) *
Current Consumption	0.7 $\mu$ A (sleep mode) 2 mA (radio idle/off mode) 2 mA (measurement mode) 25 mA (radio RX mode) 35 mA (radio TX mode)
Operating Temperature Range (Board Circuitry and Batteries)	-18°C to 55°C (0°F to 130°F) using alkaline -40°C to 85°C (-40°F to 185°F) using lithium **
Optimal Battery Temperature Range (AA)	+10°C to +50°C ( +50°F to +122°F )
Absolute Maximum Voltage	600 VACrms / 850 VDC
Absolute Minimum Voltage	-850 VDC
Accurate Range	0 to 500 VACrms
Accuracy	+/- (1 VACrms + 3% of reading)
Calibrated Accuracy	+/- (.5 VACrms + 1.5% of reading)
Response Time	40 ms
Supported Operation Modes ***	VACrms (root mean squared)*** Peak Voltage DC Voltage
Resolution	.25 VACrms / .35 VDC/Peak Voltage
Leaded wire specification	2 Wires, 1 ft (12 in), Black (Hot), White (Neutral), 18 AWG (Custom lengths available upon request.)
Weight	4.0 oz.
Wireless Range	250 - 300 ft. (Indoors / Through walls, ceilings & floors) Range may vary according to environmental variables.
Certifications	900 MHz product; FCC ID: ZTL- RFSC1 and IC: 9794A-RFSC1. 920 MHz product; ARIB STD-T108 R210-103733. 868 and 433 MHz product tested and found to comply with: CISPR 22:2008-09 / EN 55022:2010 - Class B and ETSI EN 300 220-2 V2.4.1 (2012-05).




\*\*\* Operation mode must be specified at time of purchase.

\*\*\*\* If application exceeds 500 VAC/VDC the sensor will return a maximum reading of 500 V.

# Wireless 500 VAC/VDC Voltage Meter (Industrial)



## Technical Specifications

Supply Voltage	2.0 - 3.6 VDC *	
Current Consumption	0.7 $\mu$ A (sleep mode) 2 mA (radio idle/off mode) 2 mA (measurement mode) 25 mA (radio RX mode) 35 mA (radio TX mode)	
Operating Temperature Range (Board Circuitry and Battery)		
Included Battery	Max Temperature Range:	-40°C to +85°C ( -40°F to +185°F ) **
	Capacity:	1500 mAh
Optional Solar Feature	Solar Panel:	5VDC / 30mA (53mm x 30mm)
	Charging Temperature Range:	0° to 45°C (32° to 113°F)
	Max Temperature Range:	-20° to 60°C (-4° to 140°F)
	Included Rechargeable Battery:	600 mAh / >2000 Charge Cycles (80% of initial capacity)
Absolute Maximum Voltage	600 VACrms / 850 VDC	
Absolute Minimum Voltage	-850 VDC	
Accurate Range	0 to 500 VACrms	
Accuracy	+/- (1 VACrms + 3% of reading)	
Calibrated Accuracy	+/- (.5 VACrms + 1.5% of reading)	
Response Time	40 ms	
Supported Operation Modes ***	VACrms (root mean squared)*** Peak Voltage DC Voltage	
Resolution	.25 VACrms / .35 VDC/Peak Voltage.	
Leaded wire specification	2 Wires, 1 ft (12 in), Black (Hot), White (Neutral), 18 AWG (Custom lengths available upon request.)	
Enclosure Rating	NEMA 1, 2, 4, 4x, 12 and 13 rated, sealed and weather proof	
UL Rating	UL Listed to UL508-4x specifications (File E194432)	
Weight	4.7 oz	
Wireless Range	250 - 300 ft. (Through walls, ceilings and floors) Range may vary according to environmental variables.	
Certifications	 900 MHz product; FCC ID: ZTL- RFSC1 and IC: 9794A-RFSC1. 920 MHz product; ARIB STD-T108 R210-103733. 868 and 433 MHz product tested and found to comply with: CISPR 22:2008-09 / EN 55022:2010 - Class B and ETSI EN 300 220-2 V2.4.1 (2012-05).	

\*\*\* Operation mode must be specified at time of purchase.

\*\*\*\* If application exceeds 500 VAC/VDC the sensor will return a maximum reading of 500 V.

## Commercial Grade Sensors

Commercial grade sensors are designed for applications in ordinary environments (normal room temperature, humidity and atmospheric pressure). Do not use these sensors under the following conditions as these factors can deteriorate the product characteristics and cause failures and burn-out.

- Corrosive gas or deoxidizing gas - chlorine gas, hydrogen sulfide gas, ammonia gas, sulfuric acid gas, nitric oxides gas, etc.).
- Volatile or flammable gas.
- Dusty conditions.
- Under low or high pressure.
- Wet or excessively humid locations.
- Places with salt water, oils chemical liquids or organic solvents.
- Where there are excessively strong vibrations.
- Other places where similar hazardous conditions exist.

Use these products within the specified temperature range. Higher temperature may cause deterioration of the characteristics or the material quality.

## Industrial Grade Sensors - Type 1, 2, 4, 4X, 12 and 13 NEMA Rated Enclosure

Industrial sensors are enclosed in reliable, weatherproof NEMA rated enclosures. Our NEMA rated enclosures are constructed for both indoor or outdoor use and protect the sensor circuitry against the ingress of solid foreign objects like dust as well as the damaging effects of water (rain, sleet, snow, splashing water, and hose directed water).

- Safe from falling dirt.
- Protects against wind-blown dust.
- Protects against rain, sleet, snow, splashing water, and hose directed water
- Increased level of corrosion resistance
- Will remain undamaged by ice formation on the enclosure